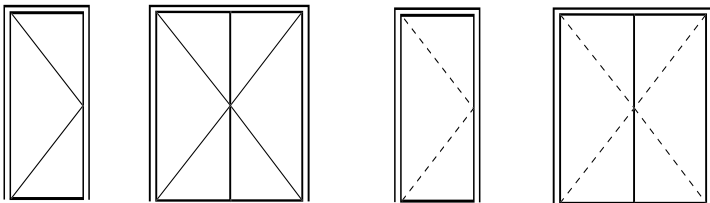


TITANE : porte simple action

Single-action door

Puerta practicable de simple acción

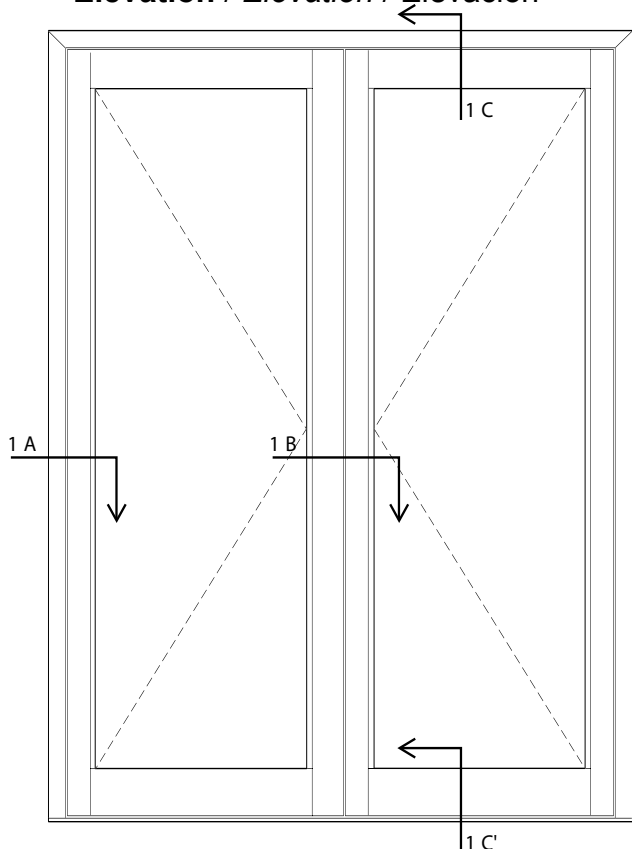
- Applications / Applications / Aplicaciones



Porte 1 et 2 vantaux ouv. vers l'int.
1 & 2-leaf door, inward opening
Puerta 1 y 2 hojas, apertura al interior

Porte 1 et 2 vantaux ouv. vers l'ext.
1 & 2-leaf door, outward opening
Puerta 1 y 2 hojas, apertura al exterior

- Elévation / Elevation / Elevación



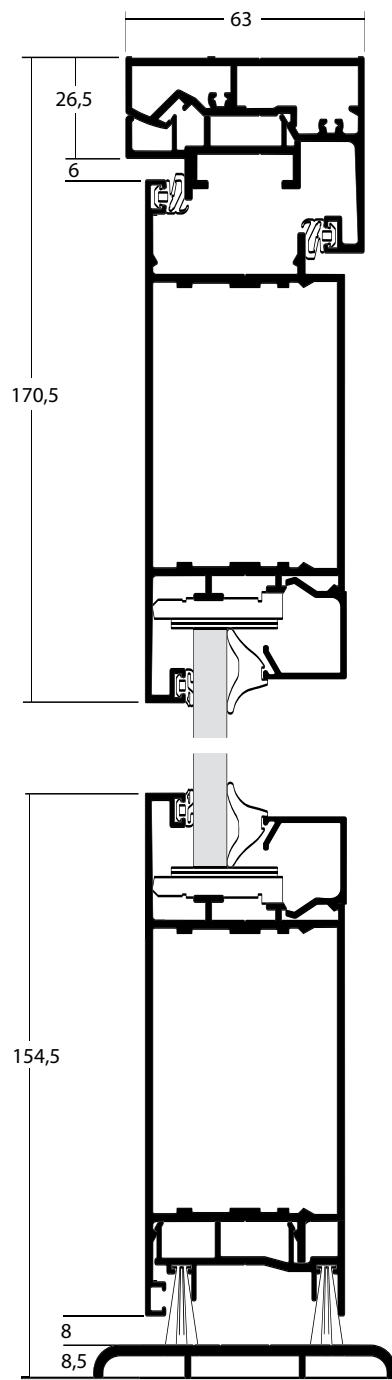
Echelle 1:2
Scale 1:2
Escala 1:2

Largeur de passage
1 vantail: L-18 mm
L= largeur hors tout

Passage width
1 leaf = L-185 mm
L= Overall width

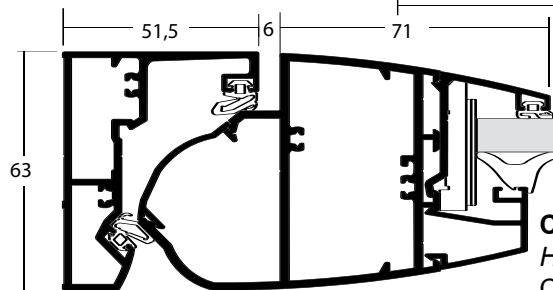
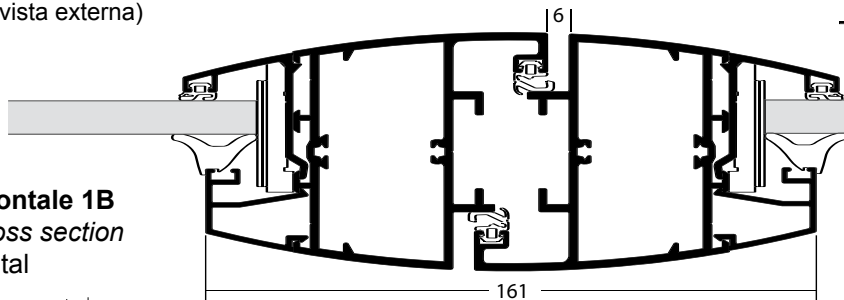
Anchura de paso
1 hoja = L-185 mm
L= anchura total

Porte 2 vantaux (vue de l'extérieur)
2-leaf door (outside view)
Puerta 2 hojas (vista externa)



Coupe verticale 1C - C'
Vertical cross section
Corte vertical

Coupe horizontale 1B
Horizontal cross section
Corte horizontal



Coupe horizontale 1A
Horizontal cross section
Corte horizontal

